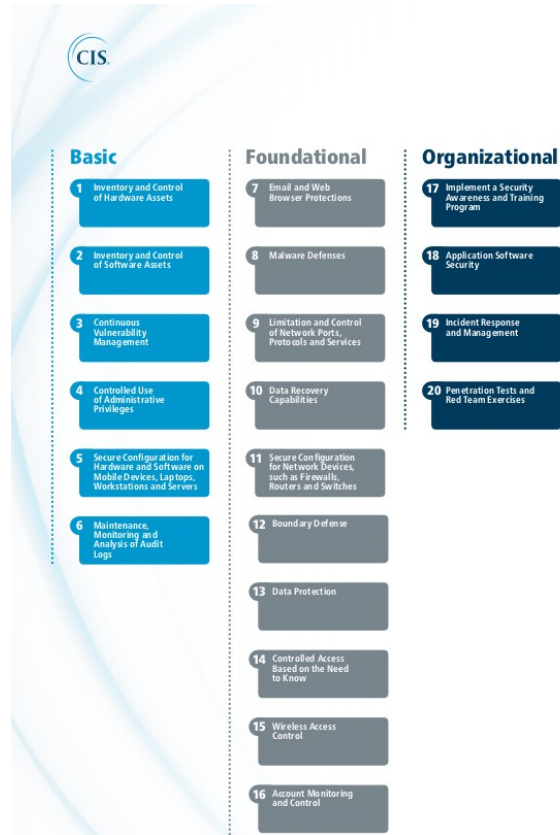


CIS Controls



Basic 1- Inventory and Control Hardware Assets

- Asset Owner
- Asset Physical Location
- Assigned assets department
- Authorized devices
- Controlling
- Replacement



www.waspbarcode.com

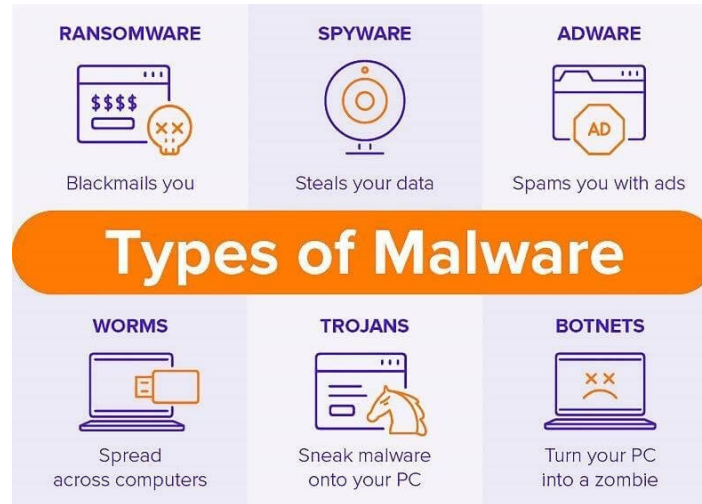
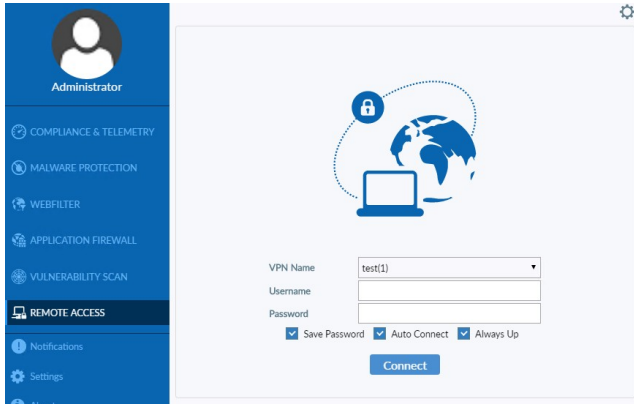


123456789



Foundational 8 - Malware Defense

- Constantly Evolving
- Can cost an organization money
- Can enter at any points



Organizational 18 – Application Software Security

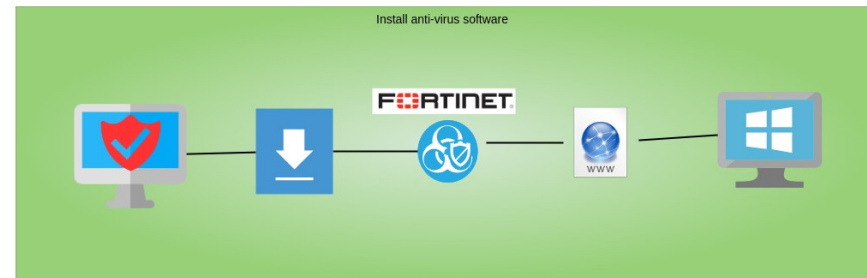
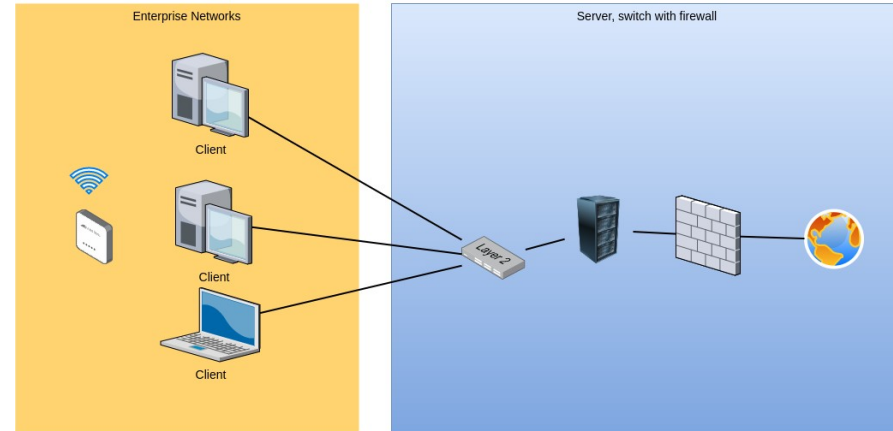
- Update software
- Patching vulnerabilities
- Mitigate attacks in the organization



Implementation- Download Malware Software

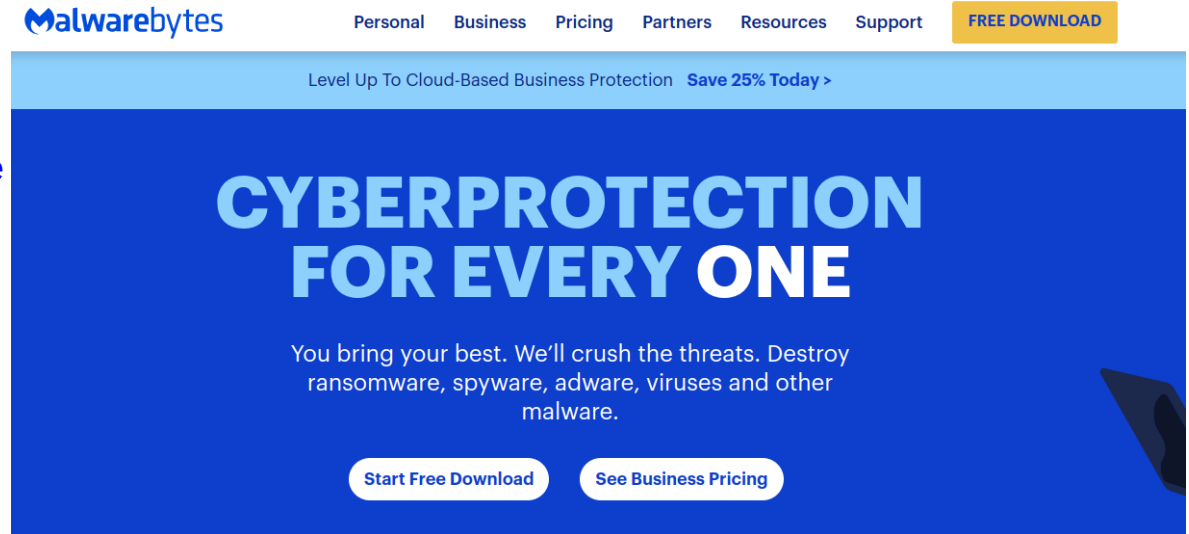
- 1 Open File Manager
- 2 Double click on application installer .exe file
- 3 Download
- 4 Open FortiClient
- 5 Enter credentials
- 6 Protected computer

COMPANY NETWORK



Implementation- Download Malware Software

- 1 <https://www.malwarebytes.com/>
- 2 Click on Download
- 3 Open File Manager
- 4 Double click on application installer .exe file
- 5 Download
- 6 Open Malwarebytes
- 7 Click on scan
- 8 Protected computer



The screenshot shows the Malwarebytes website homepage. At the top left is the Malwarebytes logo. To its right is a navigation menu with links for Personal, Business, Pricing, Partners, Resources, and Support. A yellow button labeled 'FREE DOWNLOAD' is positioned to the right of the navigation menu. Below the navigation menu is a light blue banner with the text 'Level Up To Cloud-Based Business Protection Save 25% Today >'. The main content area has a dark blue background with the headline 'CYBERPROTECTION FOR EVERY ONE' in large, bold, white letters. Below the headline is a paragraph of text: 'You bring your best. We'll crush the threats. Destroy ransomware, spyware, adware, viruses and other malware.' At the bottom of the main content area are two white buttons with dark blue text: 'Start Free Download' and 'See Business Pricing'.

Erika Hernandez

